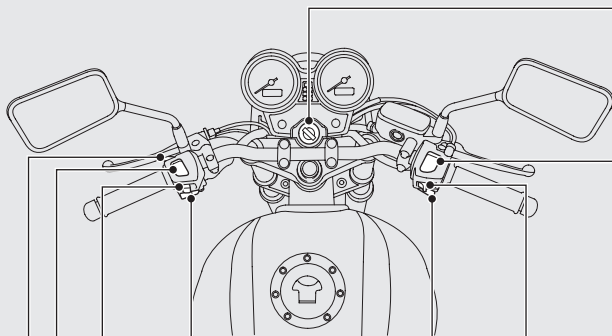




Switches



 **Horn button**

 **Turn signal switch**

Headlight dimmer switch

- : High beam
- : Low beam

Passing light control switch

Flashes the high beam headlight.


 **Hazard switch**


Switchable when the ignition switch is ON.

 **Start button**

Headlight turns off when operating the starter motor.

Engine stop switch

Should normally remain in the RUN  position.

- ▶ In an emergency, switch to the OFF  position to stop the engine.