

FUSE REPLACEMENT

(Refer to maintenance precautions on page 54). The main fuse (1), located near the rear brake reservoir behind the right side cover is 30A. The spare main fuse (3) is located on battery strap.

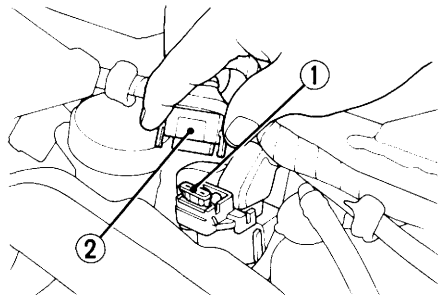
The fuse box (4) is located under the left inner cover. The specified fuses are 10A and 20A. When frequent fuse failure occurs, it usually in-

dicates a short circuit or an overload in the electrical system. See your authorized Honda dealer for repair.

CAUTION:

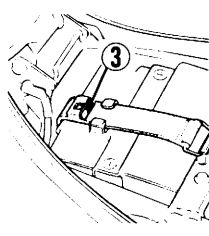
*** Turn the ignition switch OFF before checking or replacing fuses to prevent accidental short-circuiting.**

To replace the main fuse (1), remove the right side cover, disconnect the wire connector (2) of the stator magnetic switch and pull out the old fuse. Install a new fuse and reconnect the connector.

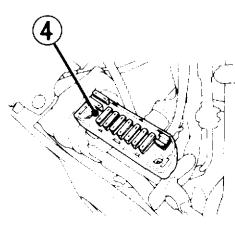


(1) Main fuse

(2) Wire connector



(3) Spare main fuse



(4) Fuse box