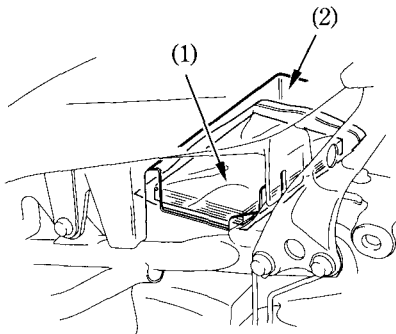


DOCUMENT BAG

The document bag (1) is in the document compartment (2) under the seat.

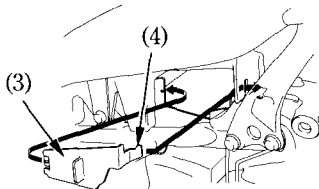
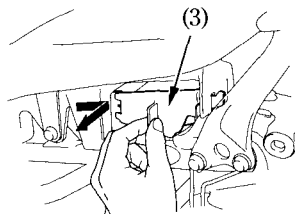
This owner's manual and other documents should be stored in the document bag. When washing your motorcycle, be careful not to flood this area with water.



- (1) Document bag
- (2) Document compartment

To remove the document compartment cover (3).

- Slide the cover to the right side.
- Pull the front side of the cover.
- Remove the cover by releasing the hook (4).



- (3) Compartment cover
- (4) Hook