



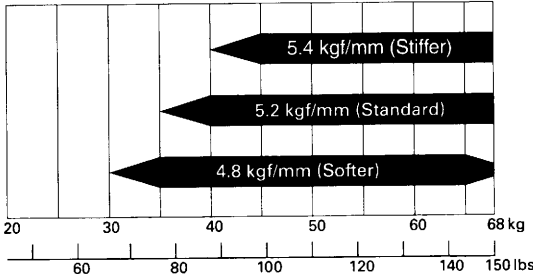








# Optional Parts List (CM Type)

FRAME		Remarks
Shock springs	<b>CRF150RB</b>	
	Softer	4.8 kgf/mm (268.8 lbf/in)  Red mark
	↑	5.0 kgf/mm (280.0 lbf/in)  White mark
	Standard	5.2 kgf/mm (291.2 lbf/in)  No mark
	↓	5.4 kgf/mm (302.4 lbf/in)  Black mark
	Stiffer	
<b>Rider Weight</b>		
		
<p>The maximum load capacity is 68 kg (150 lbs).  Rider weight must not exceed this limit.</p>		

FRAME		Remarks
Fork springs	<b>CRF150R</b>	
	Softer	0.32 kgf/mm (17.9 lbf/in)  2 coils at one end; 1 coil at other end
	Standard	0.34 kgf/mm (19.0 lbf/in)  1 coil at both ends
	Stiffer	0.36 kgf/mm (20.2 lbf/in)  1 scribe mark
	<b>CRF150RB</b>	
	Softer	0.34 kgf/mm (19.0 lbf/in)  1 coil at both ends
	Standard	0.36 kgf/mm (20.2 lbf/in)  1 scribe mark
	Stiffer	0.38 kgf/mm (21.3 lbf/in)  2 scribe marks