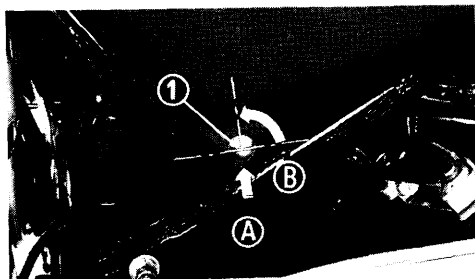


Battery Cover

To remove the battery cover, push in and turn the screw 90° to the right or left and raise the cover.

The battery is located on the left side under the battery cover and the rear brake fluid reservoir is located under the right side cover.



① Screw

A Push in

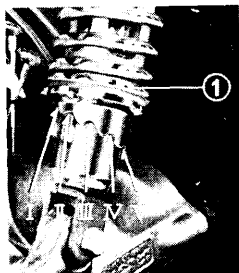
B Turn off

Rear Shock Absorbers


Each rear shock absorber 1 has five adjustment positions for different types of road or riding conditions.

Position II is the standard setting.

Position I is for light loads and smooth road conditions. Positions II to V progressively increase spring tension for a stiffer rear suspension, and are used when the motorcycle is more heavily laden or operated on rough roads.



1 Rear shock absorber



2 Pin spanner