

# Starting & Stopping the Engine

## Using the Recoil Starter

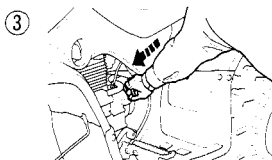
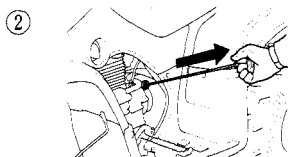
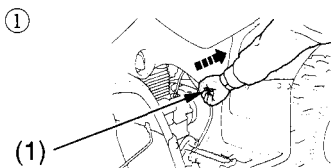
The recoil starter is used to start the engine when the battery is low.  
To operate the recoil starter:

1. Grasp the starter grip (1) firmly, then pull it out slowly approximately 4 in (100 mm).
2. Pull the grip up briskly and fully.
3. After the engine starts, allow the starter grip to return slowly.

Pull the recoil starter grip straight out so that the cord does not touch the side cover. Repeated contact with the side cover can damage the starter cord.

If the starter grip does not return smoothly (because of dirt in the assembly), see your Honda dealer.

LEFT SIDE



(1) recoil starter grip