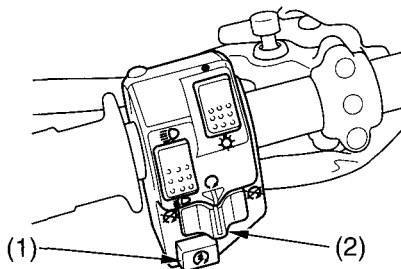


Controls & Features




Start Button



LEFT HANDLEBAR



- (1) start button
- (2) engine stop switch

-  START
-  OFF
-  RUN

The start button (1) is used for starting the engine. Pushing the button starts the engine. See *Starting Procedure*, page 59.

When the start button is pushed, the starter motor will crank the engine. The starter motor will not operate if the engine stop switch is in the OFF position when the start button is pushed.

Engine Stop Switch



The engine stop switch (2) is used to stop the engine in an emergency. To operate, press the switch to either OFF position. The switch must be in the RUN position to start the engine, and it should normally remain in the RUN position even when the engine is OFF.

If your ATV is stopped with the ignition switch ON and the engine stop switch OFF, the battery will discharge. Turn the ignition switch OFF to prevent battery discharge.