




## Starting & Stopping the Engine

### Flooded Engine

If the engine fails to start after repeated attempts, it may be flooded with excess fuel. To clear a flooded engine:

1. Leave the engine stop switch set to RUN (  ).
2. Open the throttle fully.
3. Press the start button for 5 seconds (or operate the recoil starter several times).
4. Follow the normal starting procedure.
5. If the engine starts, then open the throttle slightly if idling is unstable.  
If the engine does not start, wait 10 seconds, then follow steps 1 – 4 again.





If the engine still won't start, refer to *If Your Engine Quits or Won't Start*, page 184.



### Bank Angle Sensor Ignition Cut-off System

Your vehicle's banking (lean angle) sensor system is designed to automatically stop the engine if the vehicle is overturned.

Before restarting the engine, you must turn the ignition switch to the OFF (  ) position and then back to ON (  ). The engine will not restart until you perform this procedure.

