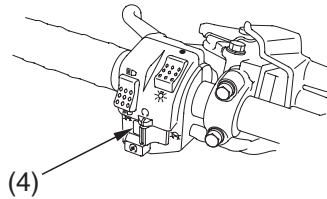
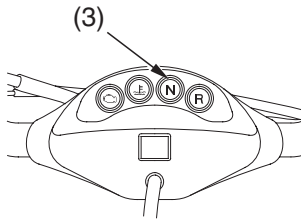
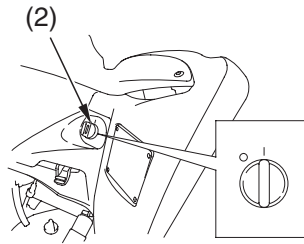
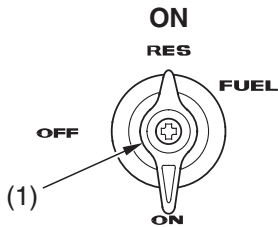




Starting & Stopping the Engine

Preparation



(1) fuel valve
(2) ignition switch

(3) neutral indicator
(4) engine stop switch

1. Before starting, select a level surface and lock the parking brake (page 23).
2. Turn the fuel valve (1) ON.
3. Turn the ignition switch (2) ON (I).

Confirm the following:

- The transmission is in neutral (neutral indicator (3) ON).
- The engine stop switch (4) is set to RUN (O).

