


## TRANSPORTING

When transporting your TRX, drain the fuel to prevent fuel leakage.

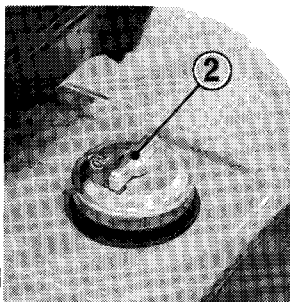
1. Turn the fuel valve (1) and fuel cap lever (2) to OFF.
2. Place the carburetor drain tube in a suitable container.
3. Turn the drain screw (3) counterclockwise to drain the gasoline from the carburetor.

### WARNING

\* *Gasoline is flammable and is explosive under certain conditions. Do not smoke or allow flames or sparks near the equipment while draining fuel.*




(1) Fuel valve



(2) Fuel cap lever



(3) Drain screw



\* *Never incline the machine with the front wheel up, or rest it on its side without draining the fuel. Fuel vapor or spilled fuel may ignite.*

4. After draining, turn the drain screw clockwise until tight.

### NOTE:

- \* Be sure the fuel drain is closed (screw turned clockwise) before refueling the TRX.
- \* It is unnecessary to drain the engine oil from the crankcase, as no appreciable oil leakage will occur when the TRX is rested on its side.