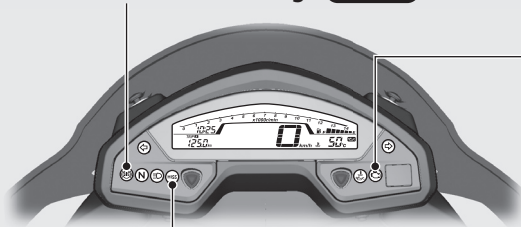


Indicators

ABS (Anti-lock Brake System) indicator

Comes on when the ignition switch is turned ON.
Goes off when your speed reaches approximately 10 km/h (6 mph).



If it comes ON while riding:  **P.83**



HISS indicator **P.100**

- Comes on briefly when the ignition switch is turned ON.
Goes off if the ignition key has the correct coding.
- Flashes every 2 seconds for 24 hours when the ignition switch is turned OFF.

PGM-FI (Programmed Fuel Injection) malfunction indicator lamp (MIL)

Comes on briefly when the ignition switch is turned ON with the engine stop switch in the RUN  position.
If it comes ON while engine is running:  **P.82**