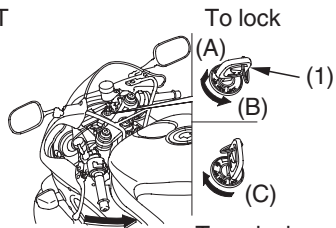




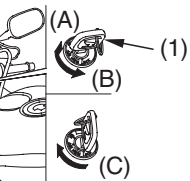
Parking

FRONT



(1) ignition key

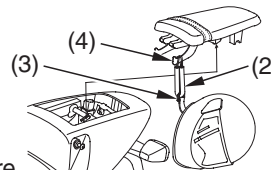
To lock



To unlock

(A) push in
(B) turn to LOCK
(C) turn to OFF

LEFT REAR



(2) helmet wire
(3) D-ring

(4) hook

4. Use the helmet holder to secure your helmet with your motorcycle:
- Remove the rear seat (page 79).
 - Route the helmet wire (2) through the helmet D-ring (3) and hook the loops of the helmet wire onto the rear seat hook (4).
 - Install the rear seat.

WARNING

Riding with a helmet attached to the holder can interfere with the rear wheel or suspension and could cause a crash in which you can be seriously hurt or killed.

Use the helmet holder only while parked. Do not ride with a helmet secured by the holder.

