



(1) TRANSMISSION OIL DRAIN BOLT
(2) CRANKCASE BOLTS

Remove the transmission oil drain bolt and sealing washer. Loosen the crankcase bolts in a crisscross pattern in 2 or 3 steps. Remove the crankcase bolts.




(1) GASKET
(2) DOWEL PINS
(3) ONE-WAY REED VALVE



(1) OIL PUMP SHAFT
(2) INNER ROTOR
(3) OUTER ROTOR

Place the right crankcase facing down and remove the left crankcase from the right crankcase. Remove the gasket and dowel pins. Remove the one-way reed valve.

Remove the oil pump shaft, oil pump inner and outer rotors.



(1) SHIFT FORK SHAFTS
(2) SHIFT FORKS
(3) MAINSHAFT
(4) COUNTERSHAFT

Remove the following:

- Crankshaft
- Shift fork shafts, shift forks and shift drum
- Mainshaft and countershaft assembly

Disassemble the mainshaft and countershaft.