




Electrical servicing



(1) 3P (NATURAL) CONNECTOR
(2) 2P (NATURAL) CONNECTOR




(1) 2P (BLACK) CONNECTOR
(2) 6P (BLACK) CONNECTOR



(1) BOLTS
(2) ELECTRICAL COMPONENTS SUPPORT

ED/2ED




(1) FAN MOTOR RELAY (Only for ED/2ED version)

Regulator/Rectifier Removal/installation

Remove the throttle body (page 4-13).

Disconnect the alternator 3P (Natural) connector and ignition pulse generator 2P (Natural) connector.


Remove the fan motor relay from the bracket.



(1) BOLT
(2) BRAKE RESERVOIR

Disconnect the condenser 2P (Black) and regulator/rectifier 6P (Black) connectors.

Remove the rear brake reservoir tank mounting bolt.



(1) 2P (BLACK) CONNECTOR
(2) CONDENSER

Remove the electrical components support bolts, then remove the electrical components support from the frame.

Release the condenser 2P (Black) connector, then remove the condenser from the electrical components support.