




Remove the gearshift spindle.



GEARSHIFT SPINDLE


DRUM SHIFTER

Remove the nut and bolt and remove the guide plate.

Remove the drum shifter while holding the two ratchet pawls.

NOTE

The ratchet pawls are spring loaded. Take care while removing them to avoid loss of the plungers or springs.




GUIDE PLATE

DRUM STOPPER

Remove the neutral stopper arm and return spring.

Remove the drum stopper arm and return spring.



RETURN SPRINGS

NEUTRAL STOPPER