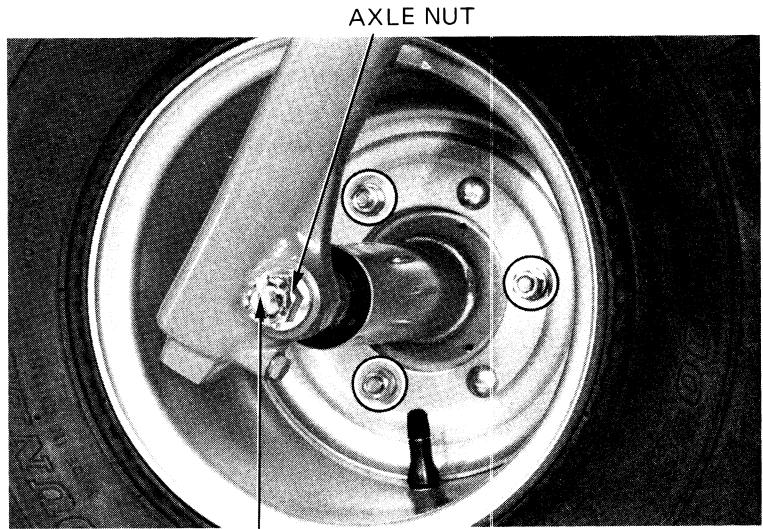




FRONT WHEEL

FRONT WHEEL REMOVAL

Raise the front wheel off the ground by placing a block or safety stand under the engine.
Remove the cotter pin and axle nut.
Remove the three wheel nuts.



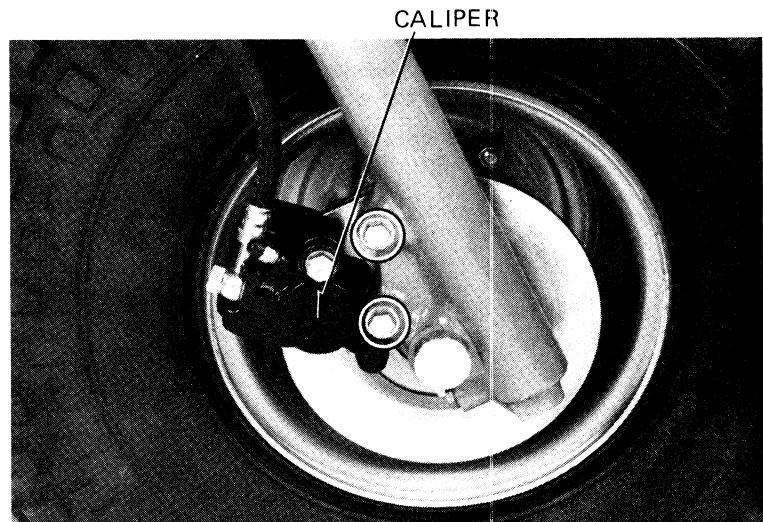
AXLE NUT

COTTER PIN

Remove the two caliper bolts and remove the caliper from the right fork leg.


NOTE

Place a small wooden wedge between the brake pads to keep them from being forced out at the caliper.



CALIPER

Remove the axle shaft and front wheel.



FRONT WHEEL

AXLE SHAFT