



FINAL DRIVEN SPROCKET


REMOVAL

Remove the rear wheel.
(Page 12-3).

Remove the rear wheel hub.
(Page 12-4).


Remove the chain clip.
Remove the master link and drive chain.

CHAIN CLIP




Remove the snap ring with snap ring pliers.

SNAP RING



Remove the side ring and felt dust seal.

DUST SEAL



SIDE RING