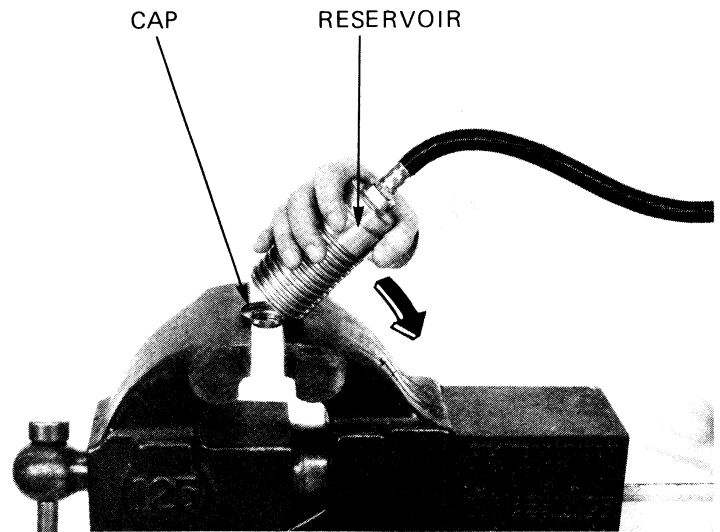


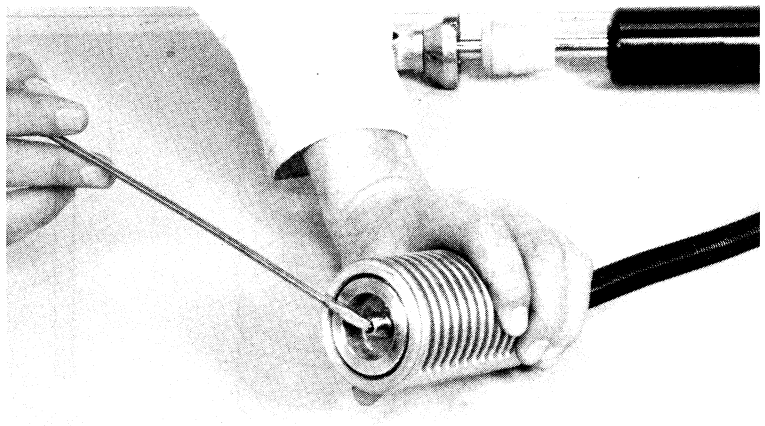
Remove the cap from the reservoir.



Depress the valve core to release the nitrogen from the reservoir.

CAUTION:

- *Be sure to release nitrogen gas pressure before disassembly.*
- *Point the valve away from you.*




Remove the lock nuts.
Separate the reservoir, hose and damper complete.
Remove the spring lock nut and adjusting nut.

CAUTION:

Do not disassemble the damper unit.

Drain the oil from the reservoir, hose and damper unit.



LOCK NUTS