



Connect the shock link to the arm and torque the bolt.

**TORQUE: 45–55 N·m (4.5–5.5 kg·m, 33–40 ft·lb)**

Install the shock link onto the swing arm and torque the bolt.


**TORQUE: 45–55 N·m (4.5–5.5 kg·m, 33–40 ft·lb)**

Install the reservoir, checking that the reservoir hose is routed correctly.

SHOCK LINK MOUNT BOLT



SHOCK ARM MOUNT BOLT




## SWING ARM

### REMOVAL

Remove the rear axle.

Remove the shock absorber (page 18-31) and skid plate.

SHOCK ABSORBER




SKID PLATE

Remove the two bolts attaching the rear brake master cylinder to the frame and remove the master cylinder.

Remove the brake pedal mounting bolt and brake pedal.

MASTER CYLINDER



BRAKE PEDAL MOUNTING BOLT