


CASE BEARING AND OIL SEAL REPLACEMENT


Heat the gear case to 80°C (176°F). Tap the gear case with a plastic hammer and remove the ring gear and pinion bearings.

WARNING

Always wear gloves when handling the gear case after it has been heated.



Drive new pinion and ring gear bearings into the case.



DRIVER
07749-0010000

ATTACHMENT, 22 mm
07746-0410000

ATTACHMENT, 62 x 68 mm
07746-0010500
PILOT, 35 mm 07746-0040800

CASE AND COVER OIL SEAL REPLACEMENT


Remove the oil seals from the cover and case. Drive in a new seals using the tools listed.

Cover:

Driver 07749-0010000
Attachment, 52 x 55 mm 07746-0010400

Case:

Driver 07749-0010000
Attachment, 42 x 47 mm 07746-0010300



OIL SEALS