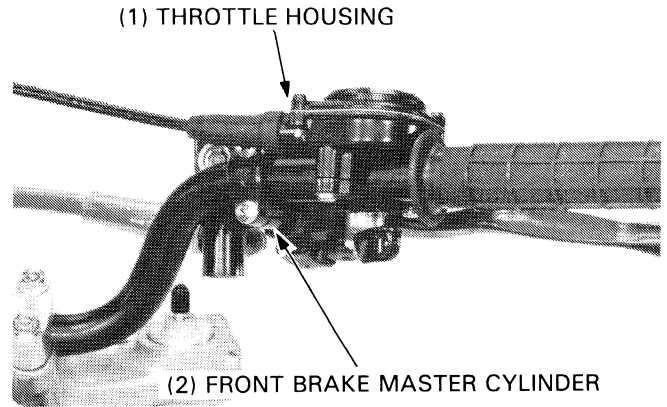


## HANDLEBAR

### REMOVAL

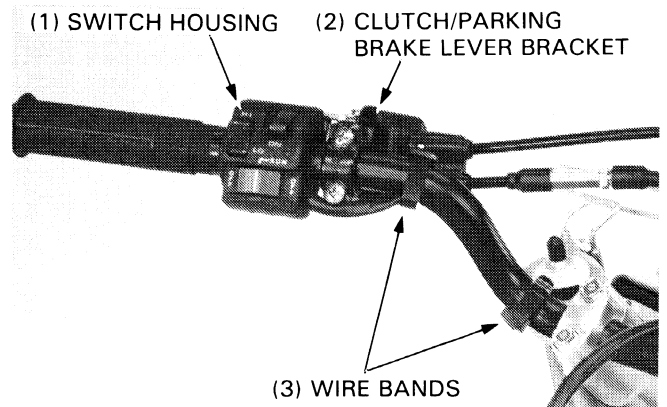
Remove the throttle housing and front brake master cylinder from the handlebar.




Remove the clutch/parking brake lever bracket and switch housing from the handlebar.

Remove the switch wire bands.

Remove the handlebar grips if necessary.



Remove the handlebar upper holders and the handlebar.



### INSTALLATION

Place the handlebar onto the lower holders, aligning the punch mark on the handlebar with the top of the lower holder.

Install the handlebar upper holders with the punch marks forward.

Tighten the front bolts first, then tighten the rear bolts.

