


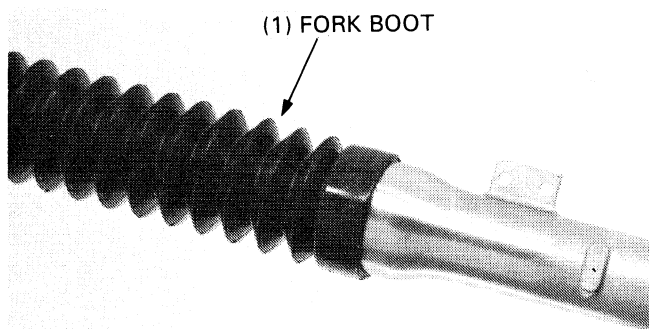
FRONT WHEEL/SUSPENSION/STEERING

Hold the fork tube in a vise with soft jaws or a shop towel, and install and tighten the fork tube cap.

TORQUE: 15–30 N·m (1.5–3.0 kg-m, 11–22 ft-lb)




Install the fork boot on the fork tube and slider.



INSTALLATION

Install the front fork into the steering stem and fork bridge, and align the groove of the fork tube with the top of the fork bridge.



Tighten the fork top and bottom pinch bolts.

TORQUE: 18–25 N·m (1.8–2.5 kg-m, 13–18 ft-lb)

Slide the fork boot up to the steering stem and tighten the boot band.

TORQUE: 0.6–1.2 N·m (0.06–0.12 kg-m, 0.4–0.9 ft-lb)

Install the headlight case retaining bands.

