


FRONT WHEEL/SUSPENSION/STEERING

Loosen the steering bearing adjustment nut.

(1) STEERING STEM SOCKET
07916-3710100



Remove the steering bearing adjustment nut, stem, upper cone race and steel balls.

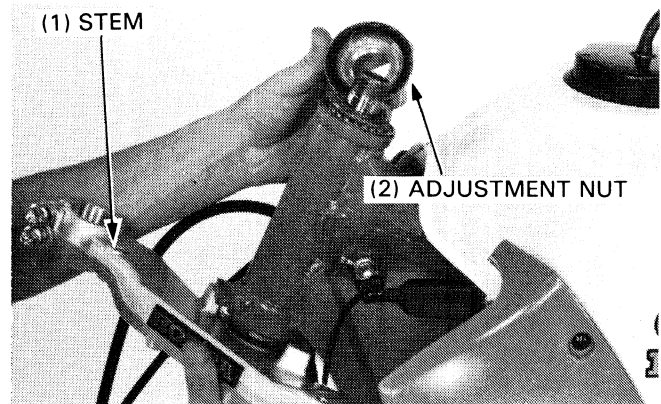
NOTE

- The steel ball bearings are loose and easily dropped. Place shop towels on the floor to catch any that do drop.

Check the cone and ball races for wear or damage and replace if necessary.

NOTE

- Replace the balls and races as a set when any component is damaged.




STEERING BEARING REPLACEMENT

Drive out the upper and lower ball races from the steering head pipe.

NOTE

- If the ATC has been involved in an accident, examine the area around the steering head pipe for cracks.



Install the stem nut onto the stem to prevent the threads from being damaged when removing the lower cone race from the stem.

Remove the race with a chisel, being careful not to damage the stem.
Remove the dust seal and washer.

After '85:

Remove the lower bearing, lower bearing outer race and dust seal.

