



Anti-theft Alarm System *(Continued)*

If the ignition switch is left in the OFF or  (Lock) position for more than 10 days, the anti-theft alarm system will no longer operate.

When the system is active and the motorcycle receives a signal from pressing the answer back or alarm button, system activation will be extended for 10 days.

To reset the system, unlock the ignition switch and turn the ignition switch to the ON position once.


▶ To unlock the ignition switch.  **P.34**

The anti-theft alarm system uses low-intensity radio waves. It may affect medical equipment such as a cardiac pacemaker.

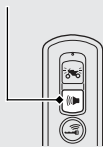
NOTICE

When the battery in the vehicle is weak, the anti-theft alarm system may not function.

Setting the Anti-theft Alarm System

- 1 Turn the ignition switch to OFF or  (Lock) position.
- 2 Press the alarm button. Within a second, the turn signal light blinks and the buzzer rings 1 time. After 2 seconds, the buzzer rings 1 time. The anti-theft alarm system is activated. The alarm indicator flashes while the anti-theft alarm system is activated.

Alarm button



Alarm indicator

