










# Maintenance Schedule

Items		Frequency *1								Regular Replace	Refer to page
		× 1,000 mi	0.6	4	8	12	16	20	24		
		× 1,000 km	1.0	6.4	12.8	19.2	25.6	32.0	38.4		
Emission-Related Items	Fuel Line 			I	I	I	I	I	I		-
	Throttle Operation 			I	I	I	I	I	I		96
	Air Cleaner *2					R			R		74, 84
	Crankcase Breather *3			C	C		C	C	C		97
	Spark Plug			I	R	I	R	I	R		79
	Valve Clearance 			I	I	I	I	I	I		-
	Engine Oil		R	R	R	R	R	R	R	1 Year	82
	Engine Oil Strainer Screen 				C		C		C		-
	Engine Oil Centrifugal Filter 				C		C		C		-
	Engine Idle Speed 		I	I	I	I	I	I	I		-
Evaporative Emission Control System *4 					I			I		-	

## Maintenance Level

-  : Intermediate. We recommend service by your dealer, unless you have the necessary tools and are mechanically skilled. Procedures are provided in an official Honda Service Manual (➡ P. 138).
-  : Technical. In the interest of safety, have your vehicle serviced by your dealer.

## Maintenance Legend

- I** : Inspect (clean, adjust, lubricate, or replace, if necessary)
- L** : Lubricate
- R** : Replace
- C** : Clean