































































Items		Frequency *1							Regular Replace	Refer to page	
		× 1,000 mi	0.6	4	8	12	16	20			24
		× 1,000 km	1.0	6.4	12.8	19.2	25.6	32.0			38.4
Non-Emission-Related Items	Drive Chain	Every 300 mi (500 km):  								91	
	Brake Fluid *5									2 Years	85
	Brake Shoes/Pads Wear										86, 89
	Brake System										85
	Brake Light Switch										90
	Headlight Aim										98
	Clutch System 										-
	Suspension 										-
	Nuts, Bolts, Fasteners 										-
	Wheels/Tires 										-
Steering Head Bearings 										-	

Notes:

*1 : At higher odometer reading, repeat at the frequency interval established here.

*2 : Service more frequently when riding in unusually wet or dusty areas.

*3 : Service more frequently when riding in rain or at full throttle.

*4 : 50 STATE (meets California)

*5: Replacement requires mechanical skill.