





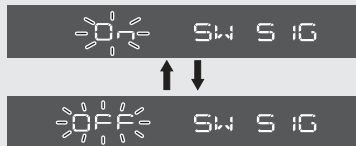
## Instruments (Continued)

### 5 Switch sign setting

You can set the switch sign with a multi color line.

When the **SEL**  (up) button, **SEL**  (down) button, **MODE** button or Torque Control switch is pressed, the multi color line will light briefly when the setting is on.

- Press the **SEL**  (up) button or the **SEL**  (down) button to select "On" or "OFF".
  - The message of "SW SIGN" scrolls in INFO 1 display.



- Press the **MODE** button. The switch sign is set, and then the display will return to the ordinary display.

### Multi color line information setting

You can show the riding conditions by setting the multi color line information.

One of the following items can be selected in this setting.

- Color OFF mode
- Rev up linkage mode (white color mode)
- Rev up linkage mode (color mode)
- ECO mode
- Gear position linkage mode
- Riding mode linkage mode

