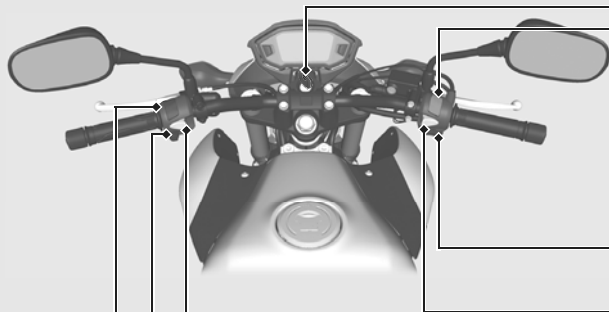


# Switches





## Horn button




## Turn signal switch


- ▶ Pressing the switch turns the turn signal off.

## Headlight dimmer switch

-  : High beam
-  : Low beam

## Engine stop switch

Should normally remain in the  (Run) position.

- ▶ In an emergency, switch to the  (Off) position (the starter motor will not operate) to stop the engine.



## Start button



## Hazard switch

Switchable when the ignition switch is on. Can be turned off regardless of the ignition switch position.

- ▶ The signals continue flashing when the ignition switch is in the OFF or LOCK position after the hazard switch is on.