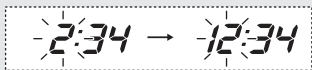


The following moves the ordinary display at display setting.


- The button is not pressed for about 30 seconds
- Turn the ignition switch off and then on

1 Clock setting:

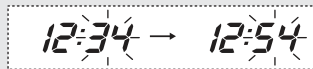
- 1 Turn the ignition switch to ON.
- 2 Press and hold **SEL** button and **SET** button until the hour digits start flashing.
- 3 Press **SEL** button until the desired hour is displayed.
 - ▶ Press and hold to advance the hour fast.



- 4 Press **SET** button. The minute digits start flashing.



- 5 Press **SEL** button until the desired minute is displayed.
 - ▶ Press and hold to advance the minute fast.



- 6 Press **SET** button. The clock is set, and then the display moves to the backlight brightness adjustment.