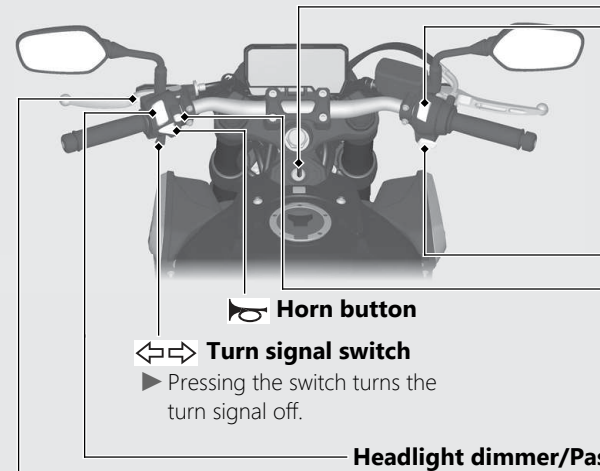




Switches






 **Torque Control switch**
Torque Control on/off.  **P.53**


 **Turn signal switch**
▶ Pressing the switch turns the turn signal off.


 **Horn button**

Headlight dimmer/Passing light control switch

-  : High beam
-  : Low beam
-  **PASS** : Flashes the high beam headlight.

Engine stop switch

Should normally remain in the  (Run) position.

- ▶ In an emergency, switch to the  (Stop) position (the starter motor will not operate) to stop the engine.

 **Start button**

 **Hazard switch**

Switchable when the ignition switch is in the ON position.