









## To Shift to the Setting Mode

Press and hold the **MODE** button and **SEL**  (up) or **SEL**  (down) button until main menu screen is displayed with your motorcycle stopped.

### Main menu screen

12:34		SETTING	0 mph
SPORTS KIT	HISS INDICATOR	DOWN LVL	
EXIT			
FUNCTION	QUICKSHIFTER	UP	
LAP TIME	SUSPENSION A1	DOWN	
DISPLAY	SUSPENSION A2	UP LVL	

Select a menu by pressing the **SEL**  (up) or **SEL**  (down) button and press the **MODE** button.

- u Press and hold the **SEL**  (up) or **SEL**  (down) button to move the menu quickly.