

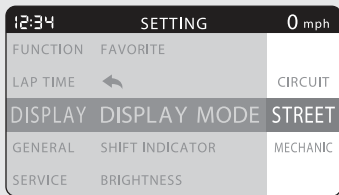


## DISPLAY MODE

- 1 Select "STREET", "MECHANIC" or "CIRCUIT" using the **SEL**  (up) or **SEL**  (down) button.



- 2 When the "STREET" or "CIRCUIT" is selected  
Press the **MODE** button. The display mode setting is set, and then the display returns to the upper level hierarchy.  
When the "MECHANIC" is selected  
Press the **MODE** button. The display moves to the mechanic mode.

- 3 When the "MECHANIC" is selected  
Press the **MODE** button. The mechanic mode ends, and then the display returns to the upper level hierarchy.  
u The display mode returns to the previously selected mode.