










FR COMP, FR REB, RR COMP and RR REB

You can select one of the 21 different damping levels for the front and rear suspension.

- 1 Select the item you want to change using the **SEL**  (up) or **SEL**  (down) button, and press the **MODE** button.
 - ▶ Press and hold the **SEL**  (up) or **SEL**  (down) button to move the menu quickly.

12:34		SETTING	0 mph
SPORTS KIT	SUSPENSION A2	RR REB	
EXIT	SUSPENSION A3		
FUNCTION	SUSPENSION M1	FR COMP	
LAP TIME	SUSPENSION M2	FR REB	
DISPLAY	SUSPENSION M3	RR COMP	

- 2 Adjust to one of the 21 damping levels using the **SEL**  (up) or **SEL**  (down) button.
 - ▶ Press and hold the **SEL**  (up) or **SEL**  (down) button to move the menu quickly.
 - ▶ Available setting: MIN (soft), MAX (hard), and the range 5% - 95% in 5% increments

12:34		SETTING	0 mph
SPORTS KIT	SUSPENSION A2	ADJ.RANGE	50
EXIT	SUSPENSION A3		55
FUNCTION	SUSPENSION M1		60 %
LAP TIME	SUSPENSION M2		65
DISPLAY	SUSPENSION M3		70
			75