




Instruments *(Continued)*

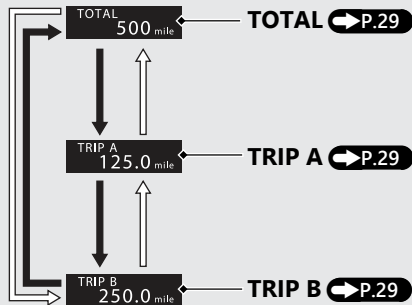
INFO 1 display

You can select the following:

- Odometer [TOTAL]
- Tripmeter [TRIP A/B]

Changing the INFO 1 display

- 1 Select the INFO 1 display.  P.27
- 2 Press the **SEL**  (up) or **SEL**  (down) button until the desired indication is displayed.
- 3 Press the **MODE** button. The INFO 1 display is set, and then the display moves to the INFO 2 display.



 Press the **SEL**  (up) button

 Press the **SEL**  (down) button