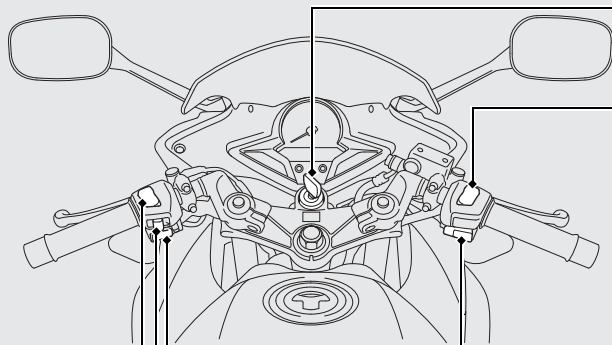




Switches



Engine stop switch

Should normally remain in the

 (Run) position.

▶ In an emergency, switch to the  (Off) position to stop the engine.



Start button





Horn button



Turn signal switch

▶ Pressing the switch turns the turn signal off.

Headlight dimmer switch

-  High beam
-  Low beam