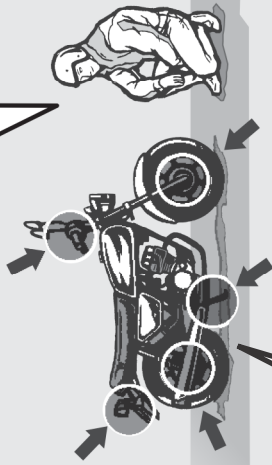


# Basic Operation Flow

## Pre-ride Inspection P.37

Carefully inspect your vehicle to make sure that it is safe to ride.



## Acceleration

Apply throttle gradually.  
Obey the speed limit.




## Shift Change P.26



## Starting the Engine P.23





Start and warm the engine.  
Avoid revving the engine.



## Starting the Vehicle

Before pulling away, indicate your direction with the turn signal switch, and check for oncoming traffic.

How to use basic features.

- Instruments  P.18
- Indicators  P.19
- Switches  P.20
- Steering Lock  P.22