


Switches





 **Turn signal switch**


▶ Pressing the switch turns the turn signal off.


 **Horn button**

**Headlight dimmer/
Passing light control switch**

-  : High beam
-  : Low beam
- **PASS** : Flashes the high beam headlight.

Engine stop switch

Should normally remain in the  (Run) position.

▶ In an emergency, switch to the  (Off) position (the starter motor will not operate) to stop the engine.

 **Hazard switch**

Switchable when the ignition switch is in the ON position. Can be turned to off regardless of the ignition switch position.

▶ The signals continue flashing when the ignition switch is in the OFF position after the hazard switch is on.

 **Start button**