



 **Right turn signal indicator** **Low fuel indicator**

- Comes on briefly when the ignition switch is turned on.
- Comes on when there is only reserve fuel left in the fuel tank. Remaining fuel when low fuel indicator comes on: 0.8 US gal (3.4 liters)


**1st (E) segment of the fuel gauge flashes:** ( P35)

 **Neutral indicator**

Comes on when the transmission is in Neutral.

 **High coolant temperature indicator**

**If it comes on while riding:** ( P137)

 **Parking brake indicator** **CRF1000D**

Lights as a reminder that you have not released the parking brake lever.