

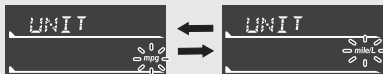


6 Changing the fuel mileage meter unit:

- 1 Press the **SEL**  (up) button or the **SEL**  (down) button to select "mpg" or "mile/L".



If the "km/h" for speed and "km" for mileage are selected, the fuel mileage shown by "L/100km" or "km/L".



- 2 Press the **MODE** button. The fuel mileage meter unit is set, and then the display moves to the setting of subtraction trip.