


Audio System *(Continued)*

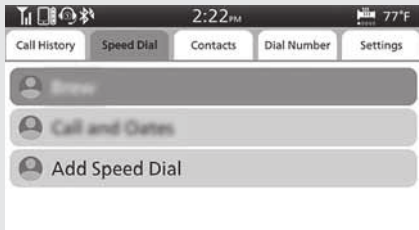
To Make a Call Using a Speed Dial Entry [Speed Dial]



You can make a call using the speed dial while the vehicle is in motion.

To make a call using the speed dial, you need to store the speed dial number in advance. 

Up to 20 speed dial numbers can be stored.

- 1 Select [Speed Dial].
- 2 Select a person you want to call, and then press the **ENT** switch.
Dialling starts automatically.



- 3 To end the call, push forward the  voice control switch on the left handlebar.
 - u The same action can be done by selecting [End Call] on the screen.
- 4 Return to the riding information, previous screen or Home screen. 

You can also perform the above settings by using the touch screen.