






- When using the multi-information display:

- 1 Stop the vehicle and close the throttle completely.
- 2 Select the gold image display.  **P.77**
- 3 Select page 4.  **P.43**
- 4 Press the **ENT** switch.
- 5 Select [G].

- 6 Press  on the  sel left/right switch to select [CANCEL] (off). Press  on the  sel left/right switch to select [ACTIVE] (on).



- 7 Press the  back switch. You can also perform the above settings by using the touch screen.