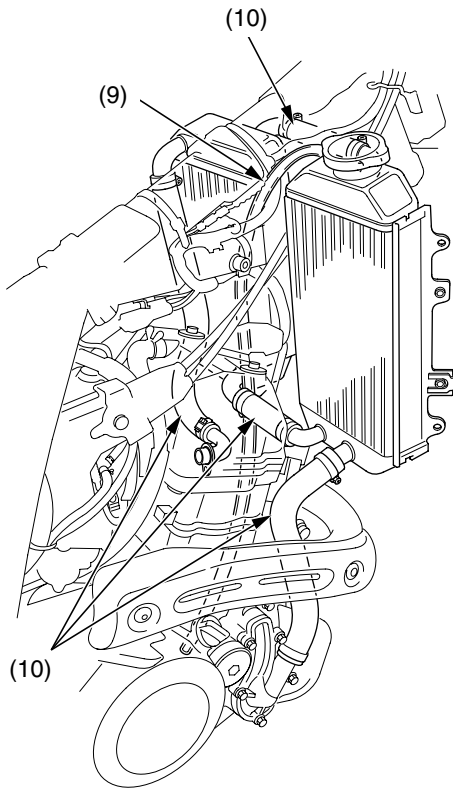


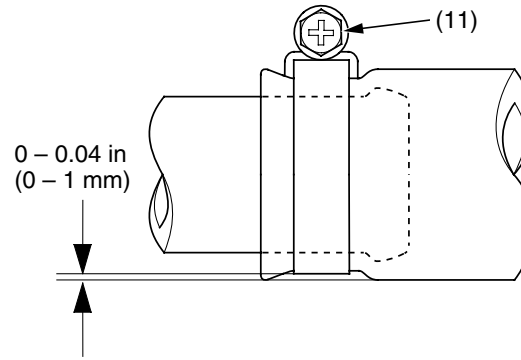
6. Connect the radiator overflow hose (9).
7. Connect the water hoses (10).



(9) radiator overflow hose
(10) water hoses


8. Tighten the hose clamp screws (11) as illustrated below.

- Route the hoses correctly.
- Be careful not to damage the radiator core.



(11) hose clamp screw

9. Install the radiator grills (12).



(12) radiator grills

10. Install the camshaft holder assembly (page 58).
11. Install the cylinder head cover (page 61).
12. Install the spark plug and direct ignition coil (page 52).
13. Install the exhaust pipe (page 87).
14. Install the carburetor (page 116).
15. Install the fuel tank (page 31) and seat (page 29).
16. Pour a fresh recommended coolant mixture (page 41).

Check for the following:

- compression leaks
- abnormal engine noise
- secondary air leaks
- coolant leaks