








Optional Parts List

FRAME		Remarks
Shock springs	CRF150R	
	Softer	268.4 lbf/in (47.0 N/mm)  ← Red mark
	Standard	279.8 lbf/in (49.0 N/mm)  ← White mark
Stiffer	291.2 lbf/in (51.0 N/mm)  ← No mark	


Rider Weight



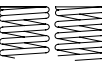
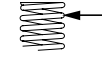
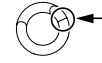
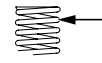

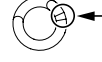
The maximum load capacity is 150 lb (68 kg).
Rider weight must not exceed this limit.

FRAME		Remarks
Shock springs	CRF150RB	
	Softer	279.8 lbf/in (49.0 N/mm)  ← White mark
	Standard	291.2 lbf/in (51.0 N/mm)  ← No mark
Stiffer	302.6 lbf/in (53.0 N/mm)  ← Black mark	

Rider Weight



The maximum load capacity is 150 lb (68 kg).
Rider weight must not exceed this limit.

FRAME		Remarks
Fork springs	CRF150R	
	Softer	17.9 lbf/in (3.14 N/mm)  ← 2 coils at one end; 1 coil at other end
	Standard	19.0 lbf/in (3.33 N/mm)  ← 1 coil at both ends
	Stiffer	20.2 lbf/in (3.53 N/mm)  ← 1 scribe mark
	CRF150RB	
	Softer	19.0 lbf/in (3.33 N/mm)  ← 1 coil at both ends
Standard	20.2 lbf/in (3.53 N/mm)  ← 1 scribe mark	
Stiffer	21.3 lbf/in (3.73 N/mm)  ← 2 scribe mark	