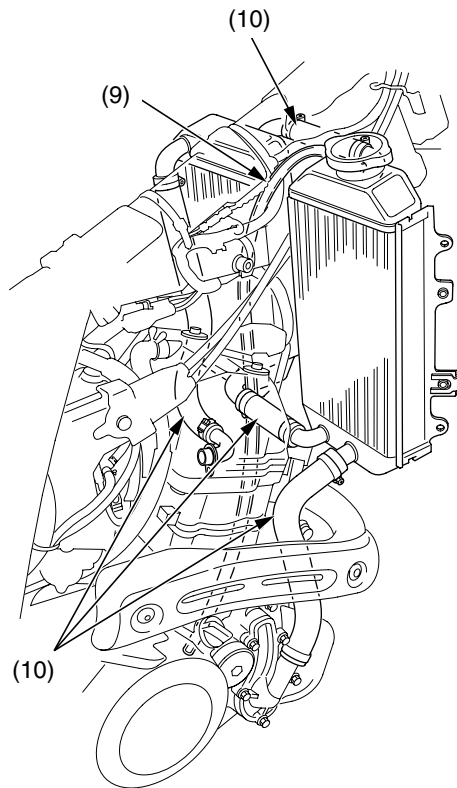


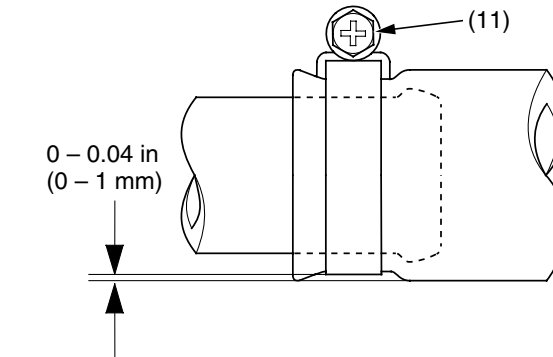
6. Connect the radiator overflow hose (9).
7. Connect the water hoses (10).



(9) radiator overflow hose
(10) water hoses

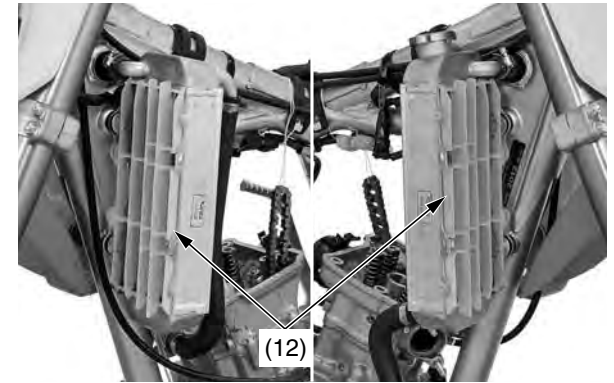
8. Tighten the hose clamp screws (11) as illustrated below.

- Route the hoses correctly.
- Be careful not to damage the radiator core.



(11) hose clamp screw

9. Install the radiator grills (12).



(12) radiator grills

10. Install the camshaft holder assembly ([page 58](#)).
11. Install the cylinder head cover ([page 61](#)).
12. Install the spark plug and direct ignition coil ([page 52](#)).
13. Install the exhaust pipe ([page 87](#)).
14. Install the carburetor ([page 116](#)).
15. Install the fuel tank ([page 31](#)) and seat ([page 29](#)).
16. Pour a fresh recommended coolant mixture ([page 41](#)).

Check for the following:

- compression leaks
- abnormal engine noise
- secondary air leaks
- coolant leaks