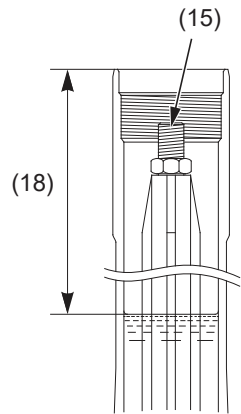


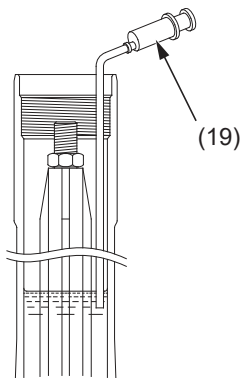
Front Suspension Adjustments

- Pour the recommended fork oil into the piston rod (15) until a little oil flows out of the top of the piston rod. Leave the piston rod for about one minute.
- With the fork held upright, measure the oil level (18) from the top of the fork tube to the fork oil.



(15) piston rod (18) oil level

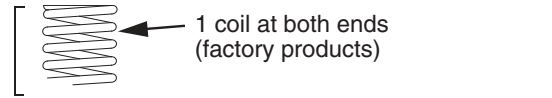
- Adjust the oil level by adding or removing oil with an aftermarket syringe (19).



(19) syringe

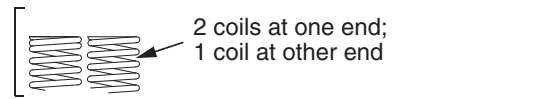
Fork Oil Level (CRF150R)

Standard 19.0 lbf/in (3.33 N/mm) Fork Spring



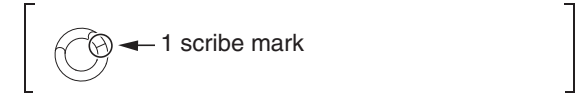
Standard oil level [capacity]	4.88 in 124.0 mm [12.04 US oz (356.0 cm ³)]	
Maximum oil level [capacity]	4.83 in 122.8 mm [12.07 US oz (357.0 cm ³)]	Slightly stiffer as it nears full compression.
Minimum oil level [capacity]	7.43 in 188.7 mm [10.27 US oz (303.7 cm ³)]	Slightly softer as it nears full compression.

Optional Softer 17.9 lbf/in (3.14 N/mm) Fork Spring



Standard oil level [capacity]	5.02 in 127.5 mm [11.95 US oz (353.2 cm ³)]	
Maximum oil level [capacity]	5.02 in 127.5 mm [11.95 US oz (353.2 cm ³)]	Slightly stiffer as it nears full compression.
Minimum oil level [capacity]	7.61 in 193.4 mm [10.14 US oz (299.9 cm ³)]	Slightly softer as it nears full compression.

Optional Stiffer 20.2 lbf/in (3.53 N/mm) Fork Spring



Standard oil level [capacity]	5.04 in 128.1 mm [11.93 US oz (352.7 cm ³)]	
Maximum oil level [capacity]	5.04 in 128.1 mm [11.93 US oz (352.7 cm ³)]	Slightly stiffer as it nears full compression.
Minimum oil level [capacity]	7.64 in 194.1 mm [10.13 US oz (299.4 cm ³)]	Slightly softer as it nears full compression.