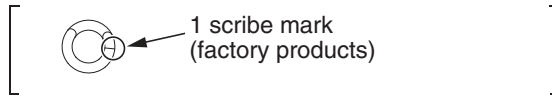


Front Suspension Adjustments

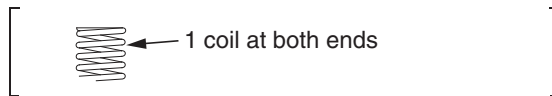
Fork Oil Level (CRF150RB)

Standard 20.2 lbf/in (3.53 N/mm) Fork Spring




Standard oil level [capacity]	5.55 in 141.0 mm [11.57 US oz (342.0 cm ³)]	
Maximum oil level [capacity]	5.16 in 131.0 mm [11.84 US oz (350.1 cm ³)]	Slightly stiffer as it nears full compression.
Minimum oil level [capacity]	7.63 in 193.7 mm [10.13 US oz (299.4 cm ³)]	Slightly softer as it nears full compression.

Optional Softer 19.0 lbf/in (3.33 N/mm) Fork Spring



Standard oil level [capacity]	5.34 in 135.7 mm [11.71 US oz (346.3 cm ³)]	
Maximum oil level [capacity]	4.95 in 125.7 mm [11.99 US oz (354.4 cm ³)]	Slightly stiffer as it nears full compression.
Minimum oil level [capacity]	7.42 in 188.4 mm [10.27 US oz (303.7 cm ³)]	Slightly softer as it nears full compression.

Optional Stiffer 21.3 lbf/in (3.73 N/mm) Fork Spring



Standard oil level [capacity]	5.43 in 137.9 mm [11.65 US oz (344.5 cm ³)]	
Maximum oil level [capacity]	5.04 in 127.9 mm [11.92 US oz (352.6 cm ³)]	Slightly stiffer as it nears full compression.
Minimum oil level [capacity]	7.50 in 190.6 mm [10.21 US oz (301.9 cm ³)]	Slightly softer as it nears full compression.

- Be sure the oil level is the same in both fork legs.
- Always use the after market syringe while adjusting the oil level.
If it isn't used, air may get into the fork.
- If a syringe is not available, first set the oil level somewhat lower than the normal level, then add small amounts of oil until the correct level is obtained, measuring the level each time oil is added.

16. Inspect both ends of the fork spring. If you find any roughness or burred edge on the end of either spring, smooth the roughness with a file and some emery cloth.

(cont'd)