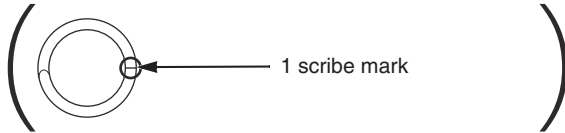


Fork Oil Adjustment

1. Remove the front suspension (page 89).
2. Disassemble the fork outer tube (page 91).
3. Disassemble the fork damper (page 96).

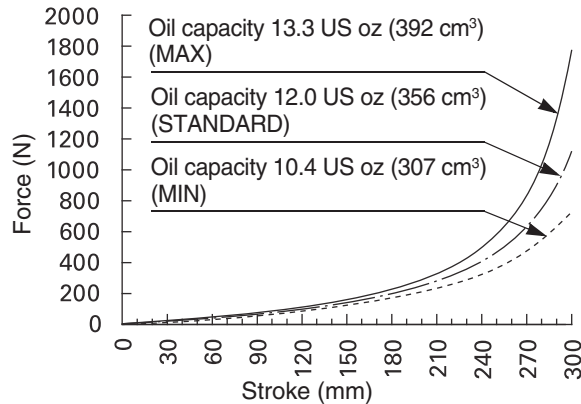
Fork Oil Capacity:

Standard 26.3 lbf/in (4.6 N/mm) Fork Spring

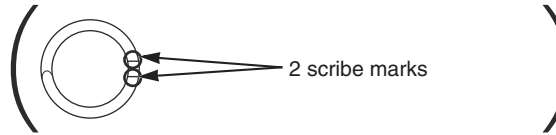


Standard oil capacity	12.0 US oz (356 cm ³)	
Maximum oil capacity	13.3 US oz (392 cm ³)	Slightly stiffer as it nears full compression.
Minimum oil capacity	10.4 US oz (307 cm ³)	Slightly softer as it nears full compression.

Example: Front fork characteristics when a standard spring




Optional Soft 25.1 lbf/in (4.4 N/mm) Fork Spring



Standard oil capacity	12.2 US oz (361 cm ³)	
Maximum oil capacity	13.4 US oz (397 cm ³)	Slightly stiffer as it nears full compression.
Minimum oil capacity	10.6 US oz (312 cm ³)	Slightly softer as it nears full compression.

Optional Stiff 27.4 lbf/in (4.8 N/mm) Fork Spring



Standard oil capacity	12.1 US oz (357 cm ³)	
Maximum oil capacity	13.3 US oz (393 cm ³)	Slightly stiffer as it nears full compression.
Minimum oil capacity	10.4 US oz (308 cm ³)	Slightly softer as it nears full compression.

4. Assemble the fork damper (page 101).
5. Refilling the fork oil (page 92).
6. Install the front suspension (page 93).