

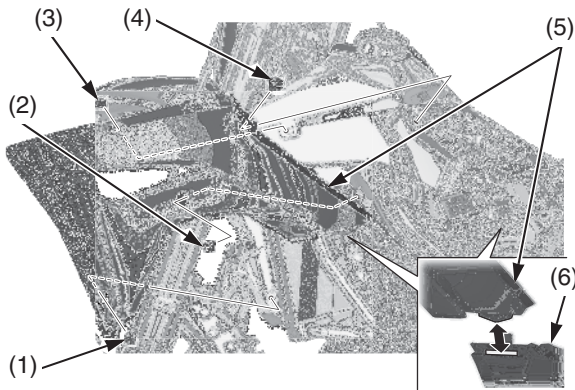
# Fuel Tank (CRF250RX)

Refer to *Important Safety Precautions* on page 23.

## Removal

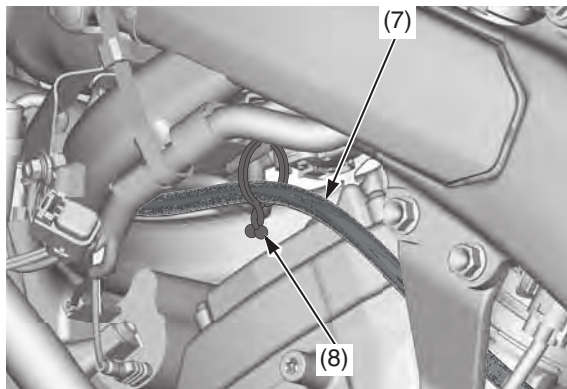
1. Remove the seat (page 33).
2. Remove the shroud A bolt (1), shroud B bolt (2), shroud C bolt (3) and shroud D bolt (4).
3. Slide the shroud (5) toward the up to separate them from the air cleaner housing cover (6), and then remove the shroud.

The right and left shrouds can be removed in the same manner.



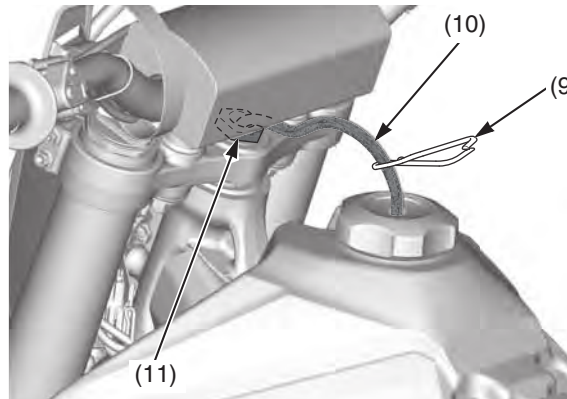
- |                   |                               |
|-------------------|-------------------------------|
| (1) shroud A bolt | (4) shroud D bolt             |
| (2) shroud B bolt | (5) shroud                    |
| (3) shroud C bolt | (6) air cleaner housing cover |

4. Disconnect the overflow hose (7) from the clamp (8).



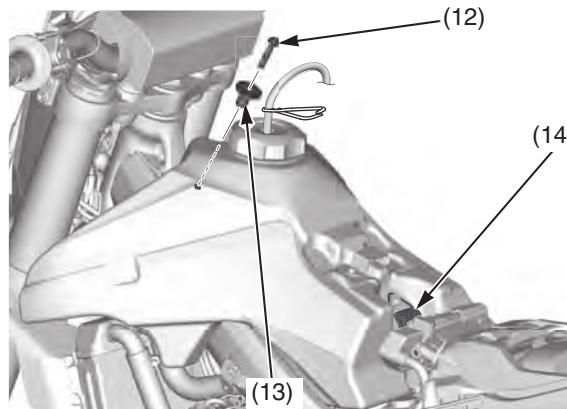
- |                   |           |
|-------------------|-----------|
| (7) overflow hose | (8) clamp |
|-------------------|-----------|

5. Install a hose clamp (9) to the breather tube (10) and set the hose clamp securely.
6. Pull the breather tube out of steering stem nut (11).



- |                    |                        |
|--------------------|------------------------|
| (9) hose clamp     | (11) steering stem nut |
| (10) breather tube |                        |

7. Remove the fuel tank bolt (12) and collar (13).
8. Unhook the fuel tank band (14).



- |                     |                     |
|---------------------|---------------------|
| (12) fuel tank bolt | (14) fuel tank band |
| (13) collar         |                     |

9. Lift the fuel tank (15) out of the frame and hang it to the left of the frame. Check the fuel tank stopper cable (16) for deterioration, kinks or other damage.

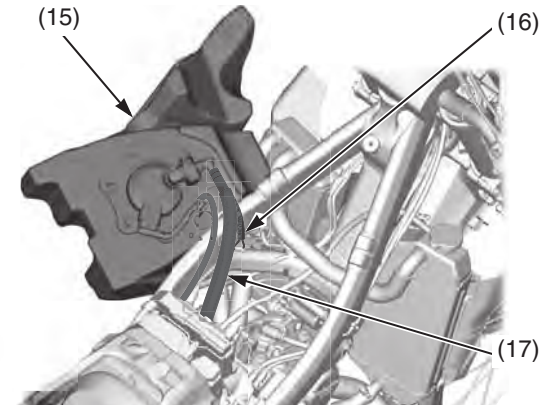
Do not support the fuel tank by the fuel feed hose (17).

## ⚠ WARNING

Gasoline is highly flammable and explosive.

You can be burned or seriously injured when handling fuel.

- Stop the engine and keep heat, sparks and flame away.
- Handle fuel only outdoors.
- Wipe up spills immediately.



- |                              |
|------------------------------|
| (15) fuel tank               |
| (16) fuel tank stopper cable |
| (17) fuel feed hose          |

(cont'd)