

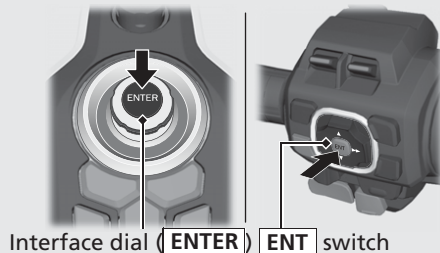
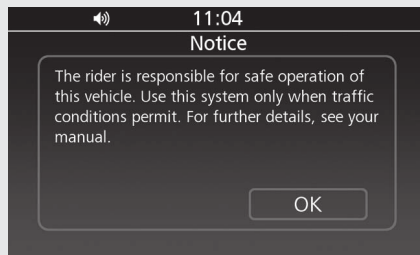
Multi-information Display

Your motorcycle is equipped with a multi-information display that presents various functions and settings.

- Certain manual functions and settings are disabled or inoperable while the vehicle is in motion. You cannot select a grayed-out menu until the vehicle is stopped.

When the ignition switch is turned ON or ACC, the CAUTION message appears on the screen for a few second.

Read the CAUTION message.



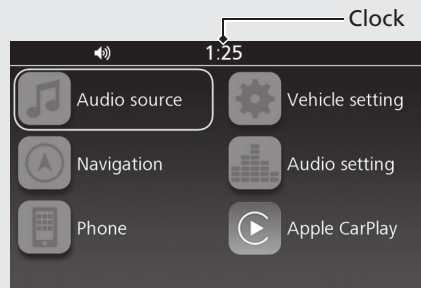
Interface dial (ENTER) ENT switch

Home Screen

From this screen, you can go to various functions and setup options.

When the ignition switch is turned ON or ACC, you will see the screen you used last.

To return to the Home screen: ➔ P.24



Clock (12-hour display)

To set the clock: ➔ P.77

Audio Source

Enters the current audio mode. ➔ P.71

Navigation

Displays the navigation screen. (Refer to the Navigation System manual.)

Phone

Enters the phone screen. ➔ P.102

Vehicle Setting

Enters the vehicle setting menu screen.

➔ P.28

Audio Setting

Enters the audio setting menu screen.

➔ P.73

Apple CarPlay™

Appears the menu icon when Apple CarPlay is available. ➔ P.99

To select a desired setting menu: ➔ P.24