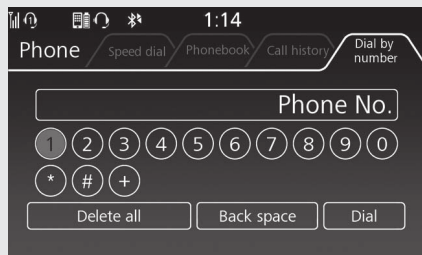









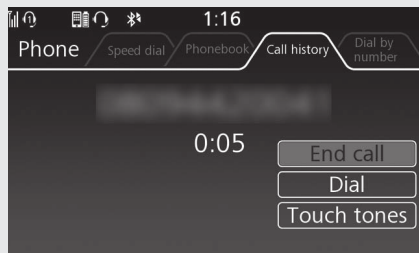
To Make a Call Using a Phone Number [Dial by number]

This function is disabled while the motorcycle is in motion.




- 1 Select [Dial by number].
- 2 Rotate  or press  /  on the 4-way key switch to enter a number, and then press  or **[ENT]** switch to set the number.
- 3 Select [Dial], and then press  or **[ENT]** switch to make a call.
▶To cancel the call, press  or **[ENT]** switch.

- 4 To end the call, press and hold  (Voice control) switch on the left handlebar.
▶The same action can be done by selecting [End call] on the screen.





To Make a Call Using a Speed Dial Entry [Speed dial]

You can make a call using the speed dial while the motorcycle is in motion.

To make a call using the speed dial, you need to store the speed dial number in advance.  P.104

Up to 20 speed dial numbers can be stored.

- 1 Select [Speed dial].
- 2 Select the phone number you want to call, and then press  or **[ENT]** switch. Dialing starts automatically.
- 3 To end the call, press and hold  (Voice control) switch on the left handlebar.
▶The same action can be done by selecting [End call] on the screen.